



BLAKEDALE

# A COMPLETE RANGE OF MOTORWAY AND TRUNK ROAD MARKER POSTS

- Extensive range of distance marker posts
- Constructed in accordance with the Highway Construction Details and approved by the Department of Transport
- Compatible with passive safety criteria
- Available with blue vinyl for motorways or with green vinyl for trunk roads
- Socket, barrier, tunnel or parapet mounted
- Maintenance free, weather proof and constructed from robust UPVC
- Numerals, telephone signs and other symbols can be bonded directly onto the posts during production
- Compatible with driver location signs



Type 1 Marker Post



Type 3 Marker Post



Type 6 Parapet



Type 8B Marker Post

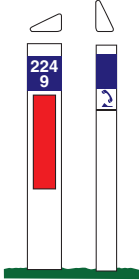
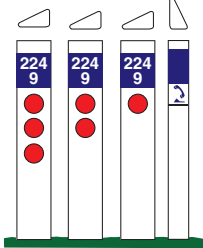
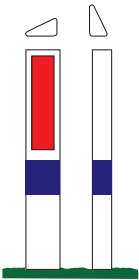

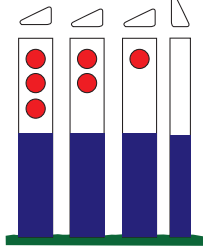

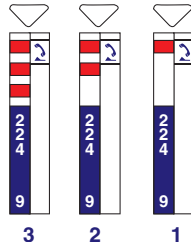


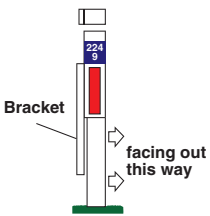
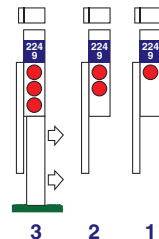




Socket Fixing detail



Socket Fixing

Type 1 Marker Post

Available with blue vinyl for motorways or with green vinyl for trunk roads					
Type of Post	Motorway Verge		Slip Road - (no numerals)		Central Reserve
		Countdown to emergency crossings	Verge	Offside	Countdown to emergency crossings
<b>Socket Mounting Location</b>  <b>Types 1, 2, 3:</b> 300mm to 400mm outside hard shoulder / hard strip.  <b>Type 4 offside:</b> 300mm to 400mm outside carriageway.  <b>Type 4:</b> Central Reserve on central line of centre reserve.  <b>Type 5:</b> Centre line of centre reserve.	<b>Type 1</b>    The most commonly used post.	<b>Type 3</b>    Countdown markers to crossings installed on both approaches to the crossing in place of type 1.	<b>Type 2</b>    Socket mounted	<b>Type 4</b>    This post is used on the central reserve when there is no crash barrier.	<b>Type 5</b>    These posts are used in place of type 9 when there is no crash barrier.
<b>Sockets:</b> Ground sockets are fixed using a peg as an anchor to provide secure installation. Enables socket mounted posts to be removed when required, for example during grass cutting.					
<b>Parapet / Tunnel Mounted:</b> double sided butyl adhesive  <b>Location:</b> 50mm below top of parapet  In tunnels etc, where verge mounted posts cannot be used, the post should be 450mm above verge level.	<b>Type 6A</b>    9	<b>Type 7</b>    3 2 1	<b>Type 6B</b>    9	<b>Type 6C</b>    9	
Barrier mounted installed on safety fences with the bracket supplied not more than 1.5mm from the edge of the carriageway, hard shoulder or hard strip.	<b>Type 8B</b>    Bracket facing out this way	<b>Type 8A</b>    3 2 1	<b>Type 8B</b>    9	<b>Type 8B</b>    9	
<b>Spacing</b> All posts are positioned at 100m intervals.	Type 3(3), 7(3) and 8A(3), at 300m. Type 3(2), 7(2) and 8A(2) at 200m. Type 3(1), 7(1) and 8A(1) at 100m from crossing.				Type 5(3) at 300m. Type 5(2) at 200m and type 5(1) at 100m from crossing.
Near side (white posts)				Offside (no numerals blue posts)	